



ARUBA AP-ANT-15 INDOOR/OUTDOOR, DUAL-BAND, 120° SECTOR ANTENNA

The Aruba AP-ANT-15 is a dual-band, high-performance indoor/outdoor 120 degree sector antenna with a wide 65 degree vertical beam-width designed for serving WLAN services to clients across multiple bands. It is ideally suited to wall mounted, indoor/outdoor applications such as warehousing, aircraft hangers or auditoriums, where a sectorized approach is required and a wide vertical beam to accommodate clients in a variety of elevation points (such as ground based, or higher located on racking systems). AP-ANT-15 supports spectral coverage from 2.4-2.5GHz & 4.9-5.9GHz frequencies from a single RP-SMA interface and may be wall or mast mounted.

FREQUENCY / GAIN

- 2.400GHz - 2.500GHz (5.0dBi)
- 4.900Ghz - 5.875Ghz (5.0dBi)

POLARIZATION

- Linear Vertical, Sectorized

BEAMWIDTH

- Elevation: 65 degrees

AZIMUTH:

- Sector (120 degree)

IMPEDANCE

- 50 ohms

MAXIMUM INPUT POWER

- 5 watts

VSWR (MINIMUM PERFORMANCE)

- < 2.0:1

DIMENSIONS (INCHES/CENTIMETERS)

- 2.16" (5.49cm) x 5.16" (13.11cm) x 1.38" (3.51cm)

HOUSING

- Acrylic/PVC

FLY CABLE LENGTH / CONNECTOR

- Single 36" / RP-SMA

OPERATING TEMPERATURE

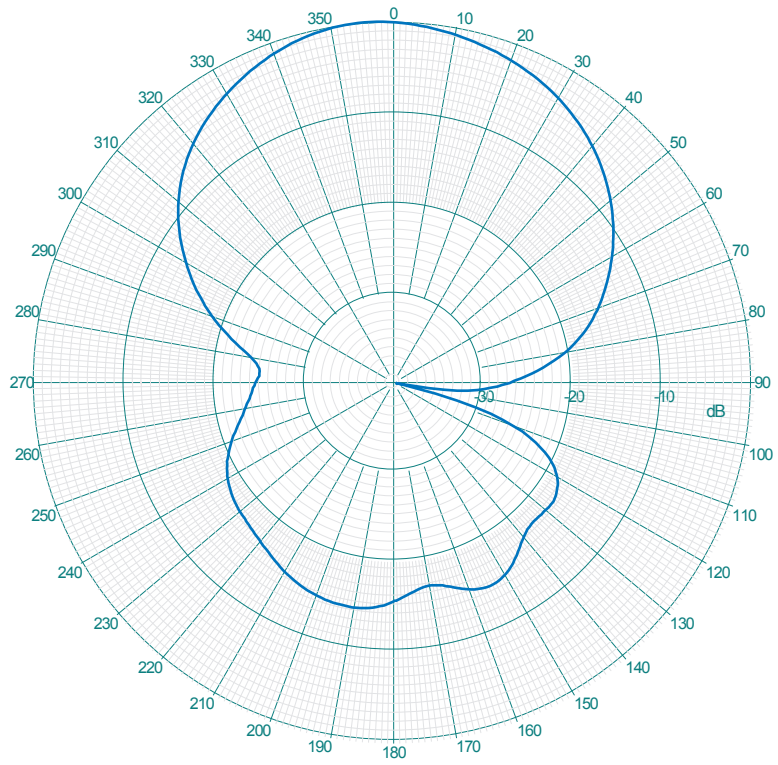
- -40° C to +70° C / -40° F to +158° F

INSTALLATION HARDWARE

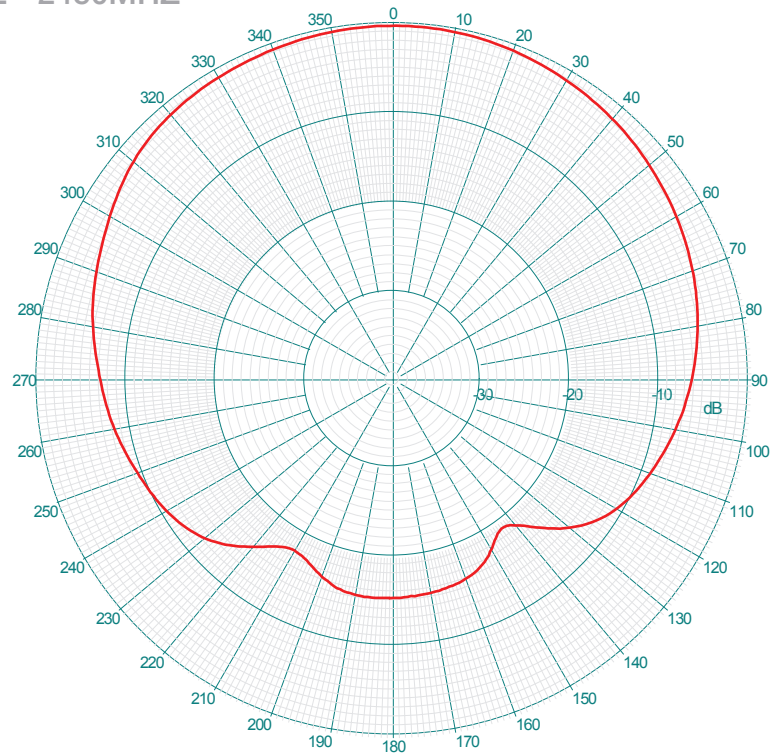
- Wall / Mast Mount hardware provided



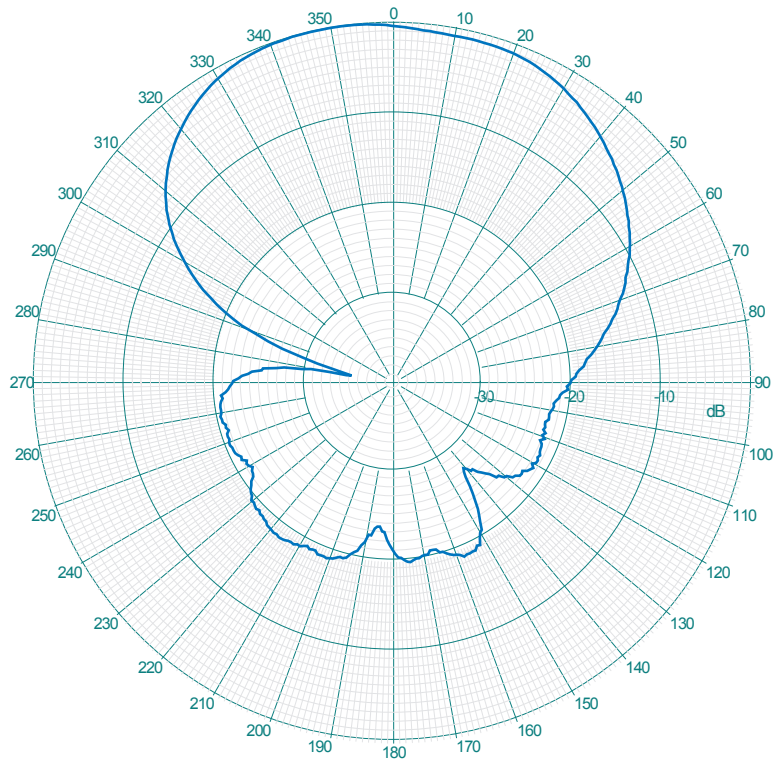
■ ELEVATION PLANE - 2450MHZ



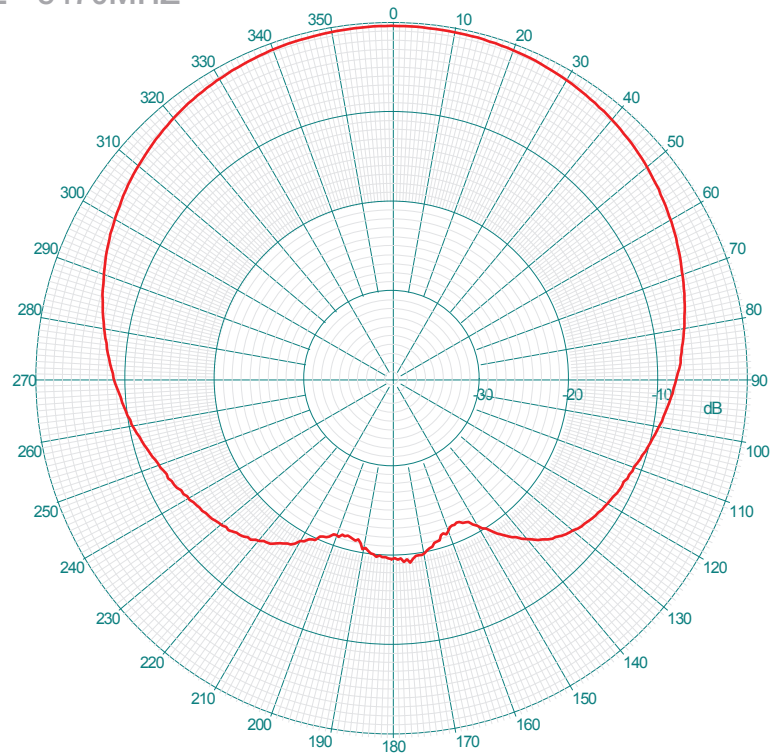
■ AZIMUTH PLANE - 2450MHZ



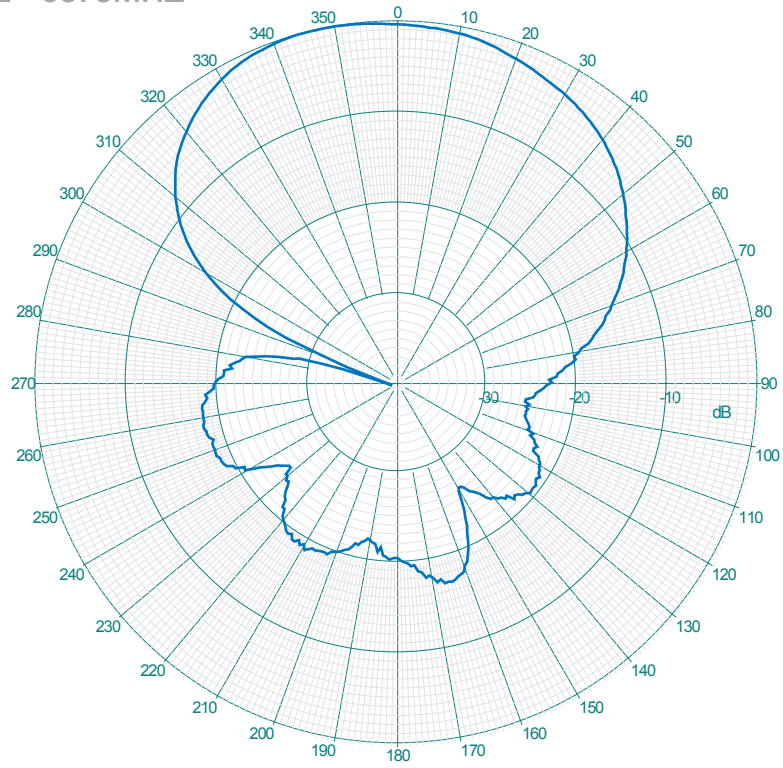
■ ELEVATION PLANE - 5470MHZ



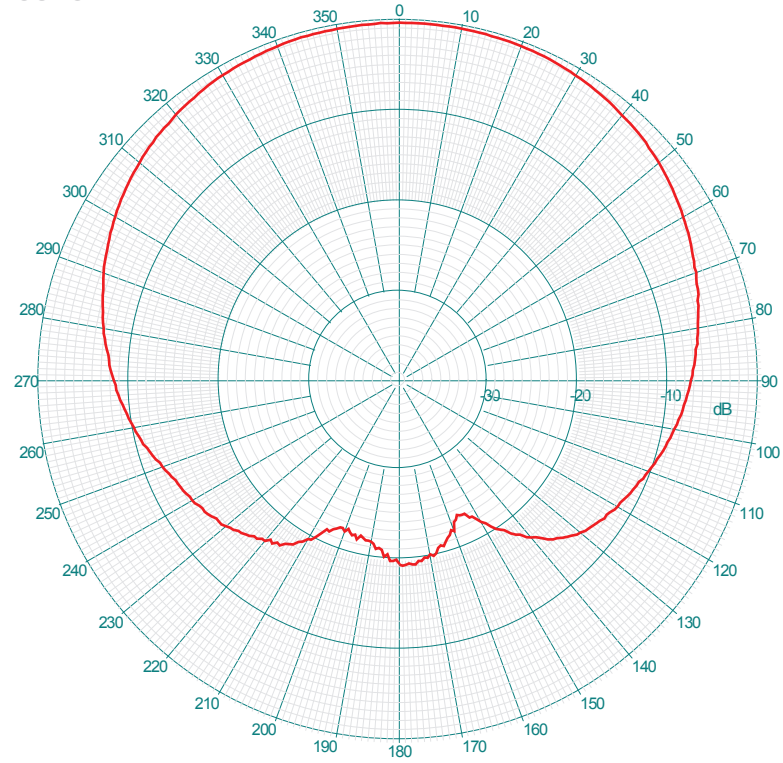
■ AZIMUTH PLANE - 5470MHZ



ELEVATION PLANE - 5875MHZ



AZIMUTH PLANE - 5875MHZ



[WWW.ARUBANETWORKS.COM](http://www.arubanetworks.com)

1344 Crossman Avenue, Sunnyvale, CA 94089 | Tel. +1 408.227.4500 | Fax. +1 408.227.4550