



## ARUBA AP-ANT-1B INDOOR OMNI-DIRECTIONAL, 2.4/5 GHZ AP MOUNTED ANTENNA

The AP-ANT-1B is a high-performance, tri-band, omni-directional, indoor antenna ideally designed for multi-function access points that require an omni-directional coverage pattern for WLAN service delivery or air monitoring on both the 2.4 GHz and 5 GHz bands. AP-ANT-1B has an articulating mount, providing flexibility in deployment and direct connection to Aruba access points with an onboard RP-SMA connector. The AP-ANT-1B is the preferred choice for multi-purpose service deployment or wireless intrusion prevention (WIP). Off-white in color to match Aruba access points.

### FREQUENCY / GAIN

- 2.4 - 2.5 GHz / 3.8 dBi
- 4.900 - 5.875 GHz / 5.8 dBi

### POLARIZATION

- Linear, vertical. Omni-directional patterns at all frequencies with increased gain in mid and upper 5 GHz bands

### BEAMWIDTH

- 2.4-2.5 GHz
- E-Plane 50 degrees
- H-Plane 360 degrees
- 4.9-5.875 GHz
- E-Plane 25 degrees
- H-Plane 360 degrees

### IMPEDANCE

- 50 ohms

### MAXIMUM INPUT POWER

- 2 watts

### VSWR (MINIMUM PERFORMANCE)

- < 2.0:1

### DIMENSIONS (INCHES/CENTIMETERS)

- 0.75" (1.9 cm) x 1.54" (3.9 cm) x 5.00" (12.7 cm)

### HOUSING

- ABS, UV-resistant

### FLY CABLE LENGTH / CONNECTOR

- Articulating mount with built-in RP-SMA

### OPERATING TEMPERATURE

- -10° C to +55° C / 14° F to +131° F

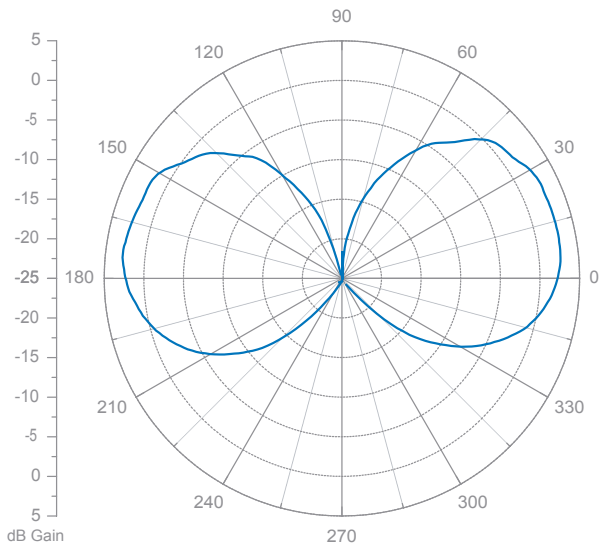
### INSTALLATION HARDWARE

- N/A - mounts directly to an Aruba AP

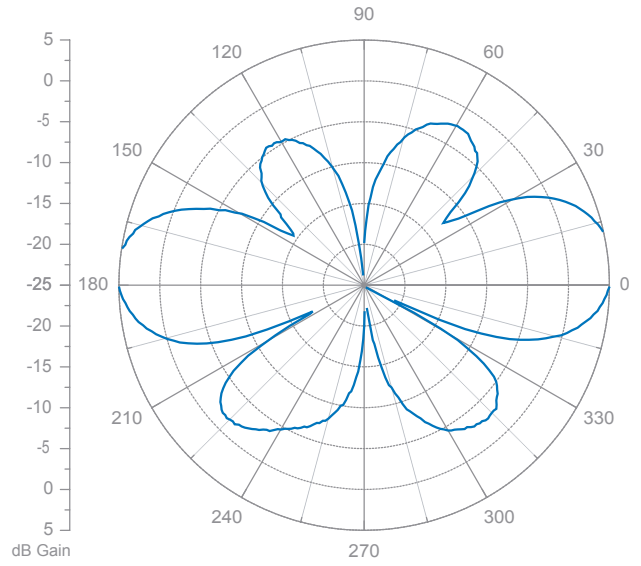


# ARUBA AP-ANT-1B INDOOR ANTENNA

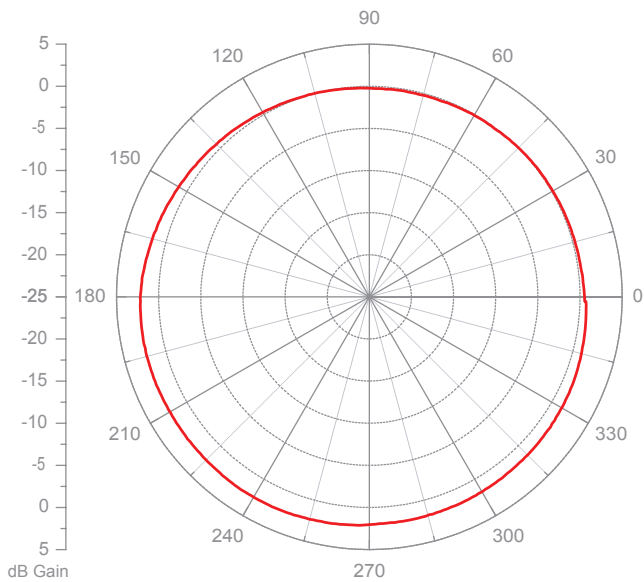
### ELEVATION PLANE - 2450MHZ



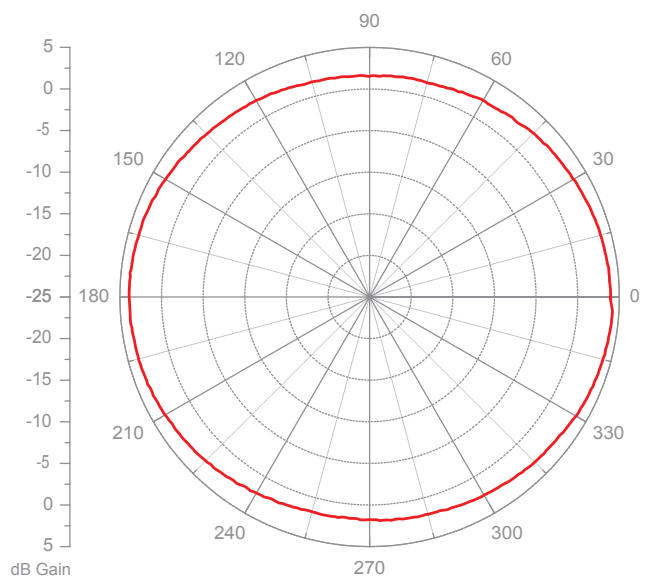
### ELEVATION PLANE - 5150MHZ



### AZIMUTH PLANE - 2450MHZ

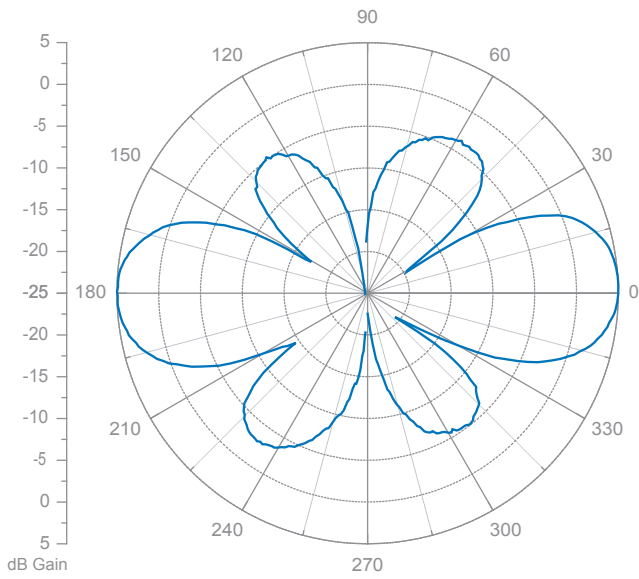


### AZIMUTH PLANE - 5150MHZ

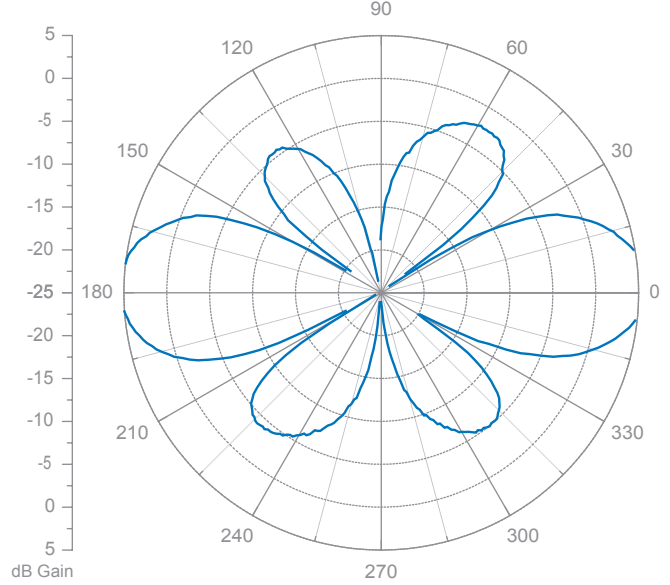


# ARUBA AP-ANT-1B INDOOR ANTENNA

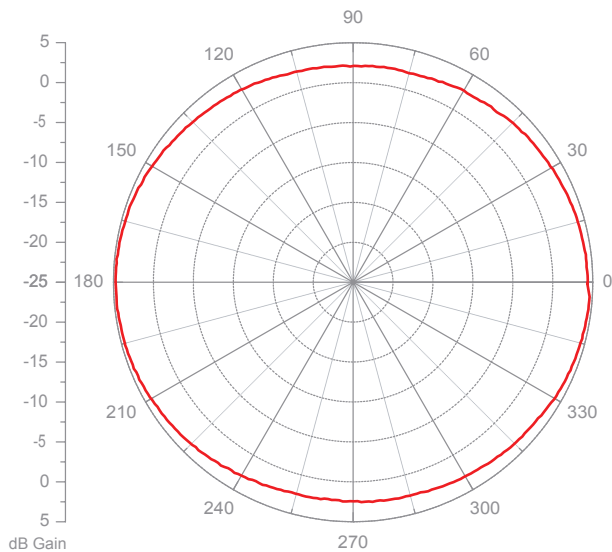
ELEVATION PLANE-5500MHZ



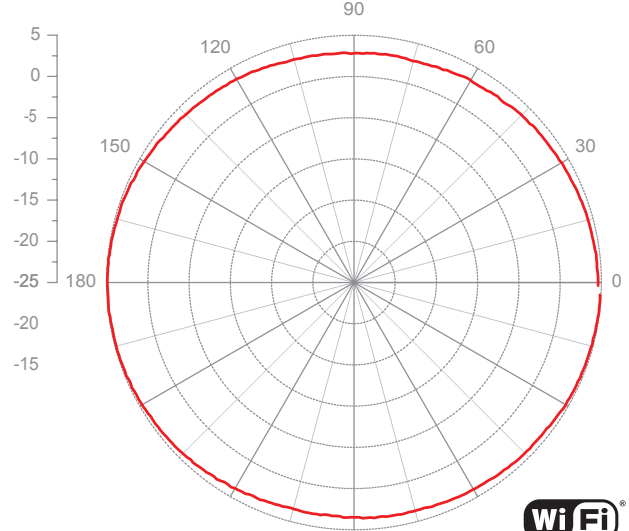
ELEVATION PLANE-5750MHZ



AZIMUTHPLANE - 5500MHZ



AZIMUTHPLANE - 5750MHZ



[WWW.ARUBANETWORKS.COM](http://WWW.ARUBANETWORKS.COM)

1322 Crossman Avenue, Sunnyvale, CA 94089 | Tel. +1 408.227.4500 | Fax. +1 408.227.4550