









PRODUCT LINE MATRIX: MOBILITY CONTROLLER

Features	Aruba 7000			Aruba 6000
	Aruba 7210	Aruba 7220	Aruba 7240	M3 – up to four per chassis
				
Maximum campus AP licenses	512	1,024	2,048	512
Maximum Remote AP licenses	512	1,024	2,048	1,024
Maximum concurrent users/devices	16,384	24,576	32,768	8,192
Maximum VLANs	4,094	4,094	4,094	2,048 Layer 2 1,400 Layer 3
Active firewall sessions	2,015,291	2,015,291	2,015,291	524,300
Concurrent GRE tunnels (system BSSIDs)	8,192	16,384	32,768	8,192
Concurrent IPsec sessions	16,384	24,576	32,768	4,096
Concurrent SSL fallback sessions	8,192	8,192	8,192	2,048
Mobility Access Switch Tunneled Node ports	8,192	12,288	16,384	4,096
Firewall throughput	20 Gbps	40 Gbps	40 Gbps	20 Gbps
Encrypted throughput (3DES, AES-CBC)	10 Gbps	30 Gbps	40 Gbps	8 Gbps
Encrypted throughput (AES-CCM)	6 Gbps	20 Gbps	40 Gbps	4 Gbps
Form factor/footprint	1 RU	1 RU	1 RU	4 RU
Auto-negotiating 10/100/1000BASE-T ports	2 (combo)	2 (combo)	2 (combo)	0
Gigabit Ethernet ports (GBIC or SFP)	2 (combo)	2 (combo)	2 (combo)	10
10 Gigabit Ethernet ports (XFP)	4 SFP+	4 SFP+	4 SFP+	2
Out-of-band management port	Yes (mUSB/RJ-45)	Yes (mUSB/RJ-45)	Yes (mUSB/RJ-45)	Yes

Features	Aruba 7000			Aruba 6000
				
	Aruba 7210	Aruba 7220	Aruba 7240	M3 – up to four per chassis
Power-over-Ethernet ports	No	No	No	No
Power-over-Ethernet	No	No	No	No
Redundant power	Yes	Yes	Yes	Yes, in chassis
Maximum power consumption	110 watts	125 watts	165 watts	130 watts
USB ports	No	No	No	No
Legacy 802.11 standards support	802.11 a/b/g/n			
Encryption types	WEP, TKIP, DES, AES-CCMP, 3DES, AES-CBC, xSec			
Authentication types	WPA-Enterprise, WPA-PSK, WPA2-Enterprise, WPA2-PSK, 802.1X, MAC address, captive portal			
Management capabilities	SNMP, web, CLI using SSH, telnet and console port			
Hardware warranty	One year			
Software warranty	90 days			

Features	Aruba 3000			Aruba 600	
					
	Aruba 3200	Aruba 3400	Aruba 3600	Aruba 620	Aruba 650
Maximum campus AP licenses	32	64	128	8	16
Maximum Remote AP licenses	128	256	512	32	64
Maximum concurrent users/devices	2,048	4,096	8,192	256	512
Maximum VLANs	128	256	512	128	128
Active firewall sessions	128,000	128,000	128,000	8,192	16,384
Concurrent GRE tunnels (system BSSIDs)	2,048	4,096	8,192	512	1,024
Concurrent IPsec sessions	2,048	4,096	4,096	256	512
Concurrent SSL fallback sessions	512	1,024	2,048	128	256
Mobility Access Switch Tunneled Node ports	256	512	1,024	48	96
Firewall throughput	3 Gbps	4 Gbps	4 Gbps	800 Mbps	2 Gbps
Encrypted throughput (3DES, AES-CBC)	1.6 Gbps	4 Gbps	8 Gbps	400 Mbps	1.6 Gbps
Encrypted throughput (AES-CCM)	800 Mbps	2 Gbps	4 Gbps	320 Mbps	800 Mbps
Form factor/footprint	1 RU	1 RU	1 RU	Desktop	Desktop
Auto-negotiating 10/100/1000BASE-T ports	4	4	4	8	0
Gigabit Ethernet ports (GBIC or SFP)	4	4	4	1	6
10 Gigabit Ethernet ports (XFP)	NA	NA	NA	0	2
Out-of-band management port	No	No	No	No	No
Power-over-Ethernet ports	No	No	No	4	4
Power-over-Ethernet	No	No	No	802.3af, PoE+	802.3af, PoE+
Redundant power	No	No	No	-	-
Maximum power consumption	35 watts	45 watts	60 watts	115 watts	126 watts
USB ports	No	No	No	1	4
Legacy 802.11 standards support	802.11 a/b/g/n				
Encryption types	WEP, TKIP, DES, AES-CCMP, 3DES, AES-CBC, xSec				

Features	Aruba 3000			Aruba 600	
					
	Aruba 3200	Aruba 3400	Aruba 3600	Aruba 620	Aruba 650
Authentication types	WPA-Enterprise, WPA-PSK, WPA2-Enterprise, WPA2-PSK, 802.1X, MAC address, captive portal				
Management capabilities	SNMP, web, CLI using SSH, telnet and console port				
Hardware warranty	One year				
Software warranty	90 days				



www.arubanetworks.com

1344 Crossman Avenue. Sunnyvale, CA 94089

1-866-55-ARUBA | Tel. +1 408.227.4500 | Fax. +1 408.227.4550 | info@arubanetworks.com